

# WORKSTEAD



**SIGNAL PENDANT**  
hewn brass

# WORKSTEAD



**SIGNAL PENDANT**  
hand finished bronze

# WORKSTEAD



**SIGNAL PENDANT**  
brushed nickel

# WORKSTEAD

## SIGNAL PENDANT

hardwired

### Description

The SIGNAL PENDANT features a hand-blown glass globe suspended from a luminous metal canopy by a delicate metal rod. Balanced between a pair of metal pins, the pendant forms a hieroglyphic composition.

A sinuous pull chain is weighted by a slender bar, giving the piece a jewel-like presence. Available in three standard overall heights. Custom heights available. Made in the USA. UL Listed. Damp Rated upon request.

### Finish Options

Hewn Brass  
Hand Finished Bronze  
Brushed Nickel

### Dimensions

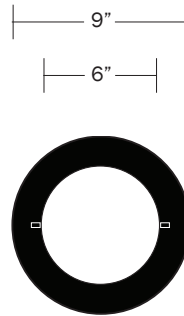
Small - 24"  
Medium - 36"  
Large - 48"  
Globe Diameter- 6"  
Canopy Diameter - 9"  
Custom Heights Available

### Weight

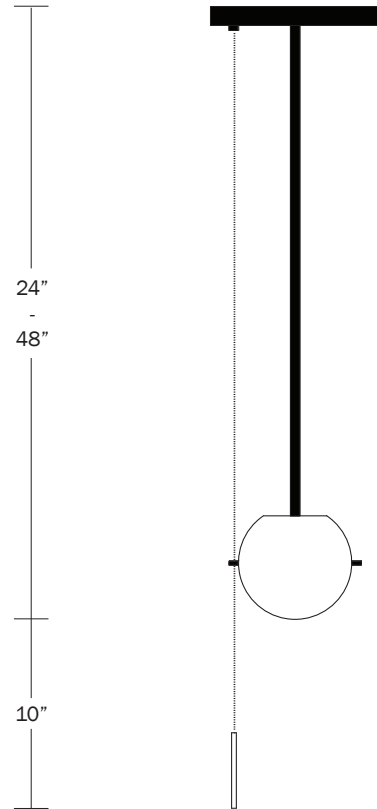
6 lbs

### Lamp


40 Watt Incandescent Max  
5W Dimmable LED Bulb Included  
2" Diameter With Porcelain Finish  
40 Watt Equivalent  
325 Lumens  
2700K Color Temperature  
Bulb Life 30,000 Hours  
110/120V, E12  
220/240V, E14  
UL/CE Listed  
Damp Rated Upon Request



bottom



side



# WORKSTEAD

